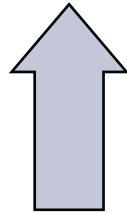


# The CBP Inspection Process\*

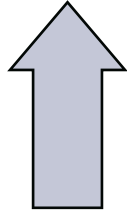
As easy as 1-2-3...

## STEP 1

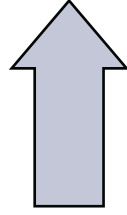
Obtain travel documents before leaving your home country.



Fill out Form I-94 or I-94W (for visitors) and CBP Declaration Form on board the airplane.



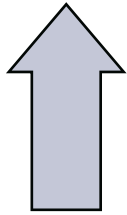
Arrive in the United States and go to inspection area.



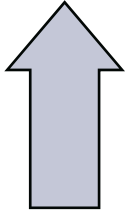
Go to secondary inspection area, if requested.

## STEP 2

Pick up baggage at the baggage carousel.



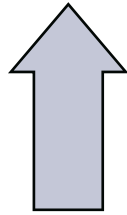
Show declaration to CBP officer (baggage may be inspected).



Pay duty if applicable.

## STEP 3

Proceed through final CBP checkpoint.



Depart or connect to your next flight.



\*The inspection process may vary by location.



U.S. Customs and Border Protection